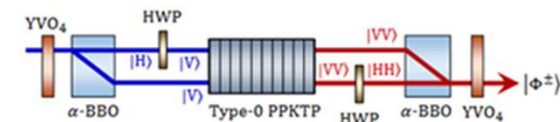
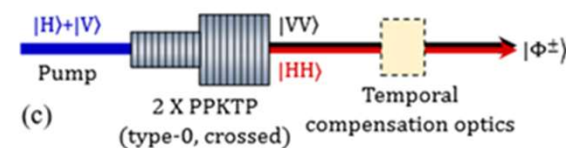


Parallel MZI Configuration



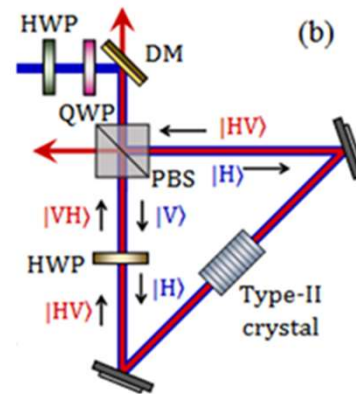
(a)

Crossed-Crystal Configuration



(c)

Sagnac-Cavity Configuration




(b)

## Different Entangled Photon Source Configuration

- i) photon pair rate comparable to classical telecommunications standards
- ii) spectral bandwidth suitable for wavelength-multiplexing
- iii) high quality spatial correlations for spatial-multiplexing low losses and high entanglement fidelity
- iv) Trade-off pair generation bulk, waveguide pooled fiber
- v) Entangled version of Fiber-based Sagnac
- vi) Integrated system made of space-qualified components and tested for pressure, vibrations and thermal noise.

## Entangled Photon Source Development




### *Performance demonstrated*

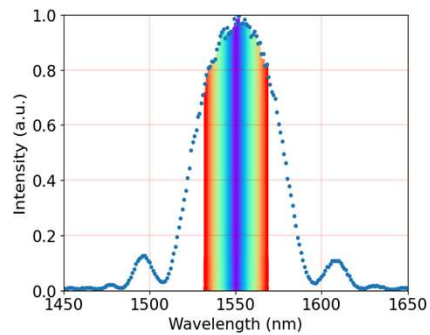
- Wavelengths **800nm, 1550 nm**
- State Fidelity > **99.95%**
- Pair Emission > **1Giga pair/s**
- Bandwidths from 50 pm to 100 nm

Bulk/Microoptics

Waveguides



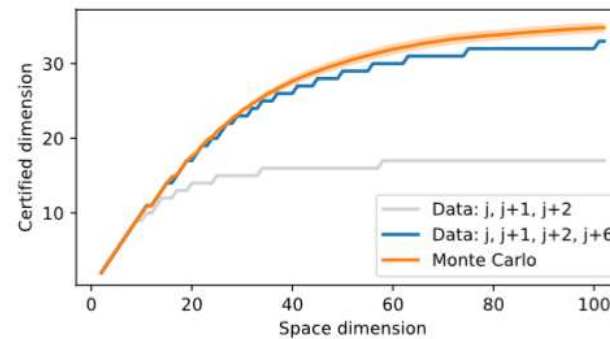
## Operational Free-Space QKD System Deployment



**Multiplexed Polarization-Entanglement in 28 ITU Channels**

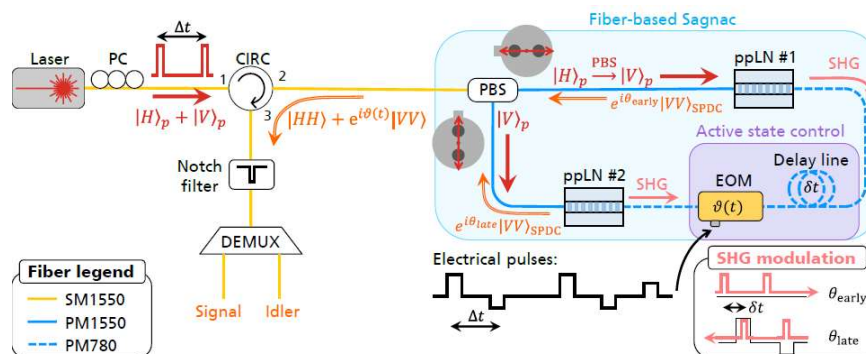
S. Sharma et al., (in prep)

dimensionality of entanglement vs. space dimension



**Certification of 34-dimensional Entanglement**

M. Cabrejo Ponce, A.L. Marques Muniz, M. Huber, F. Steinlechner, [arXiv: 2206.00969](https://arxiv.org/abs/2206.00969)



**Fiber-based Sagnac source**

M. Cabrejo Ponce, C. Spiess, A.L. Marques Muniz, P. Ancsin, F. Steinlechner, [arXiv: 2201.08799](https://arxiv.org/abs/2201.08799)